



STUDENT SATISFACTION SURVEY

2023-24


In the year 2023-24, Students Satisfaction survey was conducted. Especially the teaching and other activities were mainly offline . Near about 106 students gave the feedback regarding teaching learning methods, class activities and their experiences. The following are main points of the Student Satisfaction Survey:-

- 36.8% students of B.A.III year responded to the survey, 30.2% were of B.A IInd year and 28.3% were of Ist year.
- Mainly 54.7% students were of Marathi medium and 45.3% students were of Hindi medium.
- On asking whether they got apt counselling from the college Counselling Committee at the time of admission, 89.6%% answered positively while 10.4% responded negatively.
- Students were asked about teachers conducting bridge Course at the beginning of the syllabus. 89.6% students said “Yes” while 10.4% responded negatively.
- On asking about the previous year’s teaching, 51.9% students said that it was Satisfactory, 45.3% said that it was very satisfactory, while 4.5% students were not satisfied by the teaching.
- Students were asked whether the teachers complete the syllabus in the class. 95.3% students responded positively and 5% student did not confirm the fact.
- 95.3% students were of the opinion that they find their syllabus very useful.
- They were asked whether their syllabus is adequate and interesting. 93.4% students gave positive response.
- On asking the students whether they like the teachers using computer projector for teaching, 87.7% students responded positively and 12.3% students do not like it.




Principal
B. Mahila Mahavidyalaya
Nagpur

- On asking about the enriching activities conducted by the teachers, 62.3% students find it satisfactory, 28.3% found it very satisfactory and remaining 9.4% suggested making improvements.
- Students were asked whether the teachers conduct remedial class for failed and slow learners. 74.5% students said 'Yes' while 25.5% students replied negatively.
- On asking about the facilities provided by the Library, 73.6% students said that the facilities are good, 23.6% students were satisfied with it and 4% students suggested improvements.
- About Computer training facility, 66% students liked it, 28.3% students are satisfied and 5.7% students want improvements.
- Students were asked whether there is a centre for Competitive Exam guidance. 89.6% students responded positively and 10.4% students had no idea about it.
- Students were asked whether they have completed Certificate courses conducted by the college. 81% students replied positively and 18% students did not attend the courses.
- 91.5% students found the courses useful and 8.5% students did not find it useful.
- On asking the students how they find the college rooms and Labs, 39.6% students appreciated, 39.6% students found them satisfactory and 20.8% students suggested improvements.
- Students were asked whether the programs conducted by IQAC and VUM are useful for their development. 95.3% students admitted the fact while 5.1% students denied it.
- They were asked whether college conduct collegiate exams for Internal Evaluation system. 65.1% students said that it is conducted very particularly, 30.2% said that it is conducted satisfactorily, rest suggested for improvements.



[Signature]
Principal
S.B. Mahila Mahavidyalaya
Mahal, Nagpur



- Students were also asked about the organisation of educational visits and guest lectures in the college. 94.3% students responded positively while 5.7% students said “No”.
- On asking about the studying atmosphere in the college, 55.7% students said that it is very good, 36.8% said that it is satisfactory while 7.5% suggested the need for improvement.
- Students were asked about the facilities provided by the college. Students ratio is given in the following way:-

Sr.N	Facilities in the college	Satisfactory	Good	Need Improvements
1.	Canteen	20 students	45 students	37students
2.	Common Room	21	50	32
3.	Sports Training	25	62	10
4.	Programs of Library	29	70	5
5.	Office work	30	70	5
6.	Drinking Water	27	39	42
7.	Washroom and Sanitation	22	52	52
8.	Abhivyakti Hall	35	60	5

- 12.3% students took part in Swara Academy, 8% in Tana Bana Academy, 31% in Dhyey Academy, 11% in ICT Academy and rest of the students did not participated in any Academy.
- In participating in Academies 39.6% students found it very interesting, 50.9% students were satisfied and rest suggested improvement in the academies.
- On asking about the participation in Project Parth, 65.1 %students responded positively , rest 79.9 % did not participate.
- 45.5% student have idea about Aroha Internship, 54.7% did not participate.
- On asking about the new improvements in college building, 60.7% like it very much, 25.6% found it good, 10.3% students found it ok.
- On asking about the College Library, 91.5% responded positively, while 8.5% did not like.



[Signature]
Principal
S.B. Mahila Mahavidya
Nagpur